


SECTION 4 JESUS FILM TRAINING MANUAL

Topic 2: Using the Overhead as a Teaching Tool.

(T7, S2, Page 159)

(Handling of Transparencies)

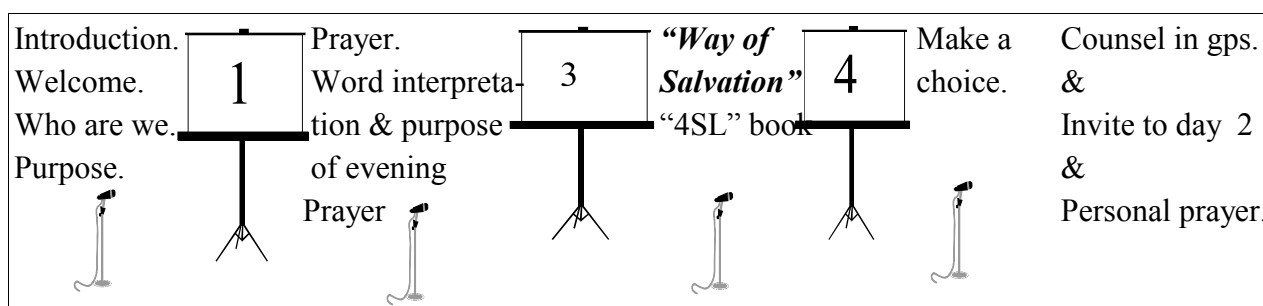


A. DAY 1

CONCENTRATE ON EVANGELISM

(No overhead for the first night)

Show reels: 1 + 3 + 4



➡ Counselling between reels 3 & 4:

a. "4SL" booklet

Explain very practically the **"Way of Salvation"**. Make use of the contents of the "4SL" booklet. Make use of a demonstration as explained in the lecture: (S3, T4, Page 63-64)

➡ Counselling at the end of the film:

b. Make use of the film's own invitation.

c. Give them a change to respond and come to the front.

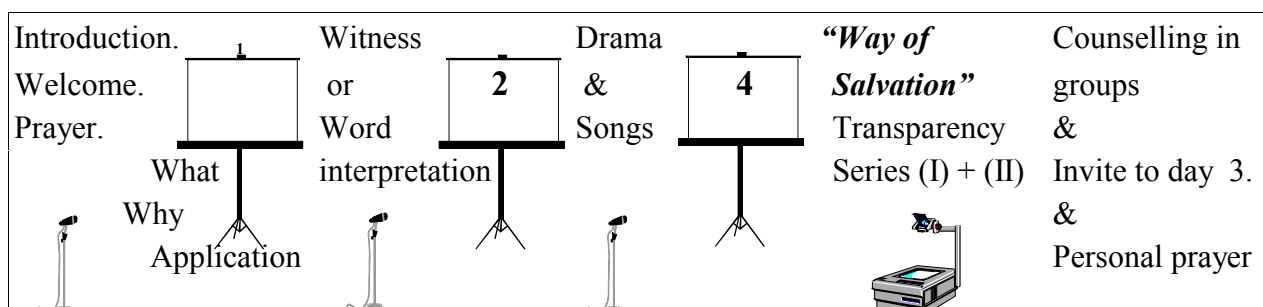
d. Assemble in small-groups.



B. DAY 2

CONCENTRATE ON ASSURANCE OF SALVATION

Show reels: 1 + 2 + 4




- ➡ Show **Reel 1**:
 - a. **Give teaching during the duration of this reel.** (See lecture: (S4, T3, Page 98-101))
 - While teaching, the projector can be stopped or paused. (Make sure that your projector is able to do this correctly without burning the film!)
 - At certain episodes it will be advisable to keep the film running with only the sound turned off while the explanation is being given.
 - Because you already have trust in the translator's abilities by this time, it will be advisable that you inform him during the film so that he himself (with the sound turned off at certain episodes) can give the applicable teaching to the people.

- ➡ Show **Reel 2**
 - b. **Drama about a mediator. "The Two Brothers".** (S5, AA, Page 113)


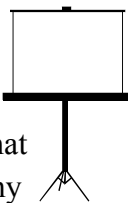

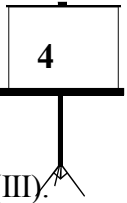

- ➡ Show **Reel 4**
Counselling at the end of the film: (Make use of the overhead)

- c. **Do the invitation yourself.**
 - Do **not** make use of the film's invitation at the end, do it yourself, eg:
Explain the **"Way of Salvation"** (Make use of the overhead)
 - **Transparency (Series I Nos. 1-6)** (S8, AD, Page 187)
(Discuss each picture)
 - **Transparency (Series II No. 1).** (S8, AD, Page 190) (Explain & Respond)
 - Explain the two hearts (4SL Booklet) (S8, AA, Page 163)
 - Give the individual opportunity to respond to question one
 - Give the individual opportunity to respond to question two
 - Proceed with the prayer. (Romans 10: 9-10, 13)



C. DAY 3 CONCENTRATE ON CONFESSION OF SINS

Show reels: 2 + 4

Introduction & Welcome & Prayer 	 What Why Application	Drama & "Changes that took place" Transp series: (III). 	 4 "Way of Salvation" & "Spiritual Breathing" Transp series: (IV). 	Counselling in small-groups. & Pray for the sick & afflicted. & Invite to the church follow-up
--	---	---	--	---

➡ Show Reel 2:

a. Give teaching during the duration of this reel.

(See lecture: (S4, T3, Page 101-103)

- While teaching, the projector can be stopped or paused. (Make sure that your projector is able to do this correctly without burning the film!)
- At certain episodes it will be advisable to keep the film running with only the sound turned off while the explanation is being given.
- Because you already have trust in the translator's abilities by this time, it will be advisable that you inform him during the film so that he himself (with the sound turned off at certain episodes) can give the applicable teaching to the people.

➡ Counselling between reels 2 & 4:

b. Drama about sin. "The Ropes".

(S5, AA, Page 112)



c. How my life changed.

(Make use of the overhead)

"What happened the last two days in my life?"

- **Transparency (Series III Nos. 1-3).** (S8, AD, Page 190)
(Discuss each picture, see explanation: (S8, AE, Page 203)

Use the Heart Chart or the overhead projector.

Especially accentuate the changes that took place in me the last 3 days:

- *How my life looked before I accepted Jesus Christ* (John 1:12)
- *How my sins were forgiven*
- *What my life looks like at present*

➡ Show Reel 4:

(Show reel 4 as from the whipping episode up to the ascension.)

➡ At the end of the film:

d. How to receive Jesus (If it is necessary at all)

Explain: "*The way of Salvation*".

- **Transparency (Series VI Nos 1-12)** (S8, AD, Page 200)
(Discuss each picture)

e. Confession of Sins

- Explain: "**The three types of people**" According to I Cor 2:14-3:3
- **Transparency (Series IV Nos. 1-3)**
"God's Love and Forgiveness".

Transparencies: (S8, AD, Page 192)

See lecture: (S2, T2, Page 31-34)

See "HS" booklet: (S8, AB, Page 167)

- The **Natural man (Pg: 1)** has never yet invited Christ into his life and is on his way to hell. When he invites Christ into his life he becomes a:-
- **Spiritual man, (Pg: 2)** This man has a relationship (Father / son) and communion with God. Because of sin, this person falls into the:-
- **Carnal state, (Pg: 3).** He still has a relationship (Father / son) with God, but his communion with God has suffered. He

will still go to Heaven; he is his Father's child, but he is a naughty child.

f. Different kinds of sin:

Transparency (Series V Nos. 1-12). "Snake Sins" (S8, AD, Page194)

- Make the people aware of different kinds of sin. Every snake represents another type of sin.
- In the end, one realizes that man is captured and chained because of all his sins. **(No: 10)**
- Jesus Christ is the only solution. **(No: 11)**



g. Confessing of sins. (Spiritual Breathing.)

Transparency (Series IV No. 4). "God's Love and Forgiveness".

Transparencies: (S8, AD, Page 193) (Nr 4)

- Explain the term "*Spiritual Breathing*".
- Do it very practically by demonstrating it with one of the children: -
Someone that does not breathe, dies -
In the same way, we must '*breathe spiritually*' to grow as Christians.

h. Application.

- Under your guidance, let the group do "*Spiritual Breathing*".
- It is very important that there must be a quiet and holy atmosphere
- Do it as follows:

Exhale:

- Think about individual sins.
- Show regret and repent of these.
- Confess this to the Lord.
- Finally turn backs upon sin. (Prov 28:13 Ps 66:18).
- Thank God for forgiveness. (I John 1:9 Eph 1:7).

Inhale:

- Invite the Holy Spirit to again fill their lives. (Eph 5:18).

